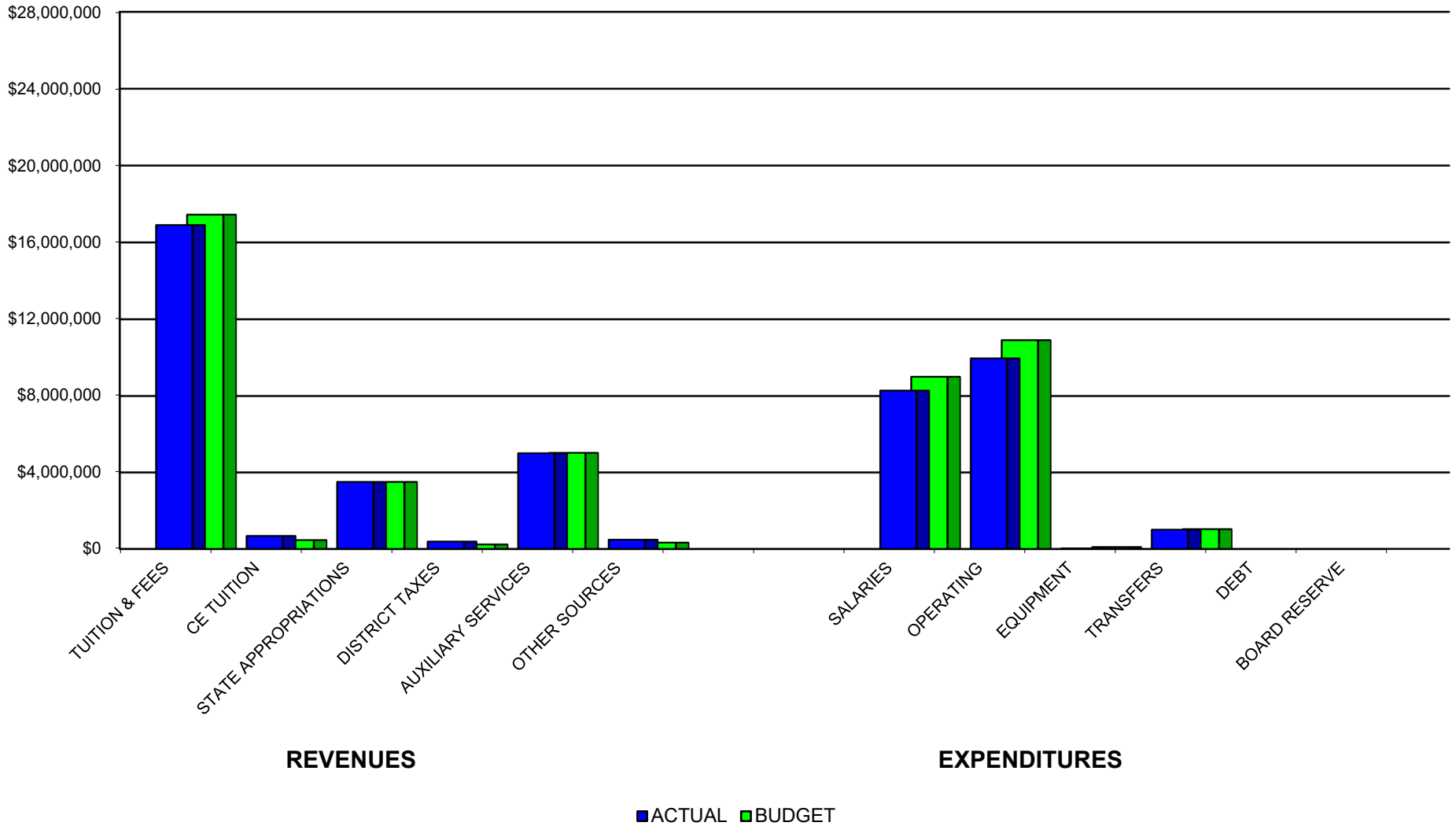




**UNRESTRICTED FUNDS
ACTUAL VS. BUDGET
CUMULATIVE THROUGH
OCTOBER 31, 2024**





ACTUAL VERSUS BUDGET REVENUES AND EXPENDITURES FOR FY 2025

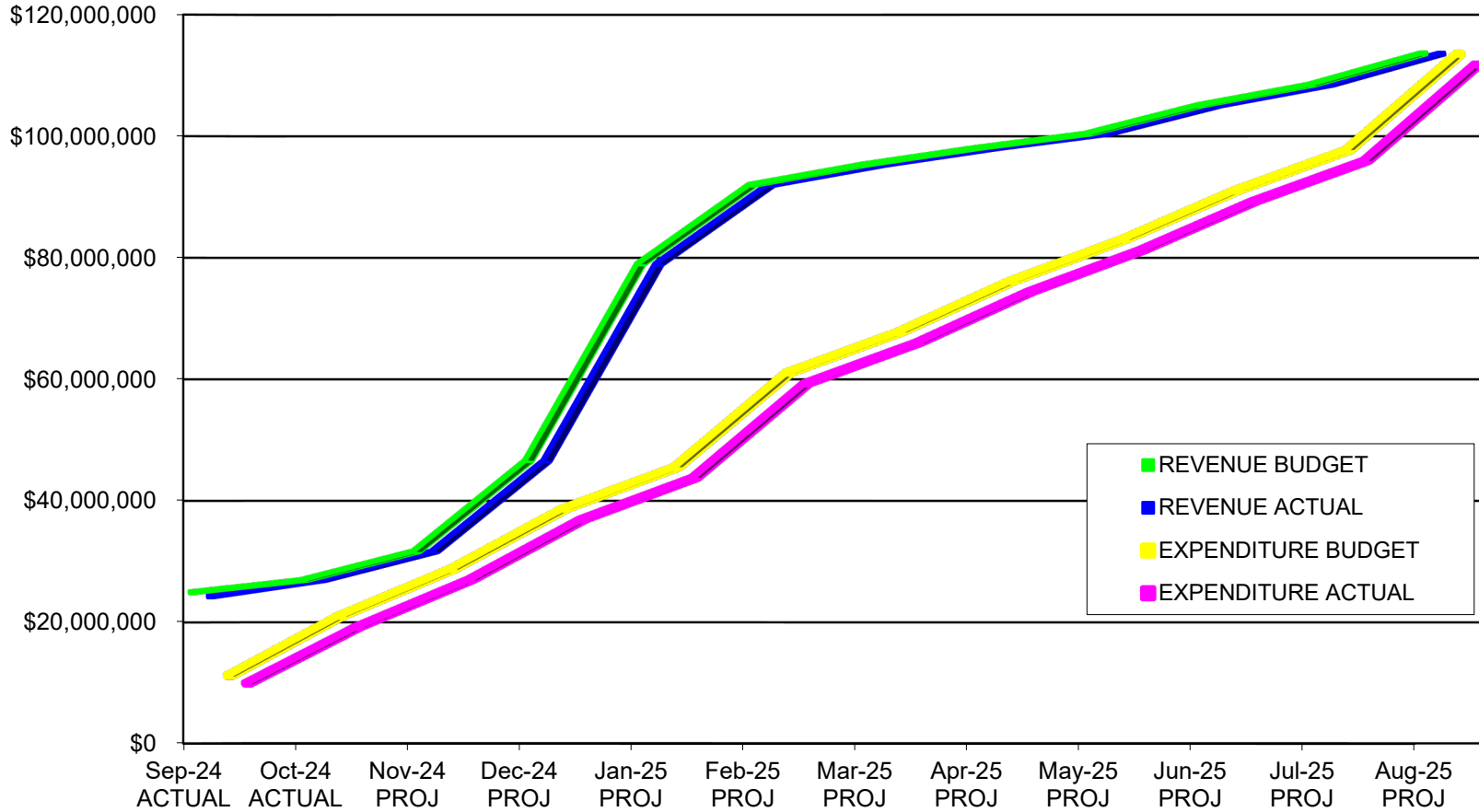
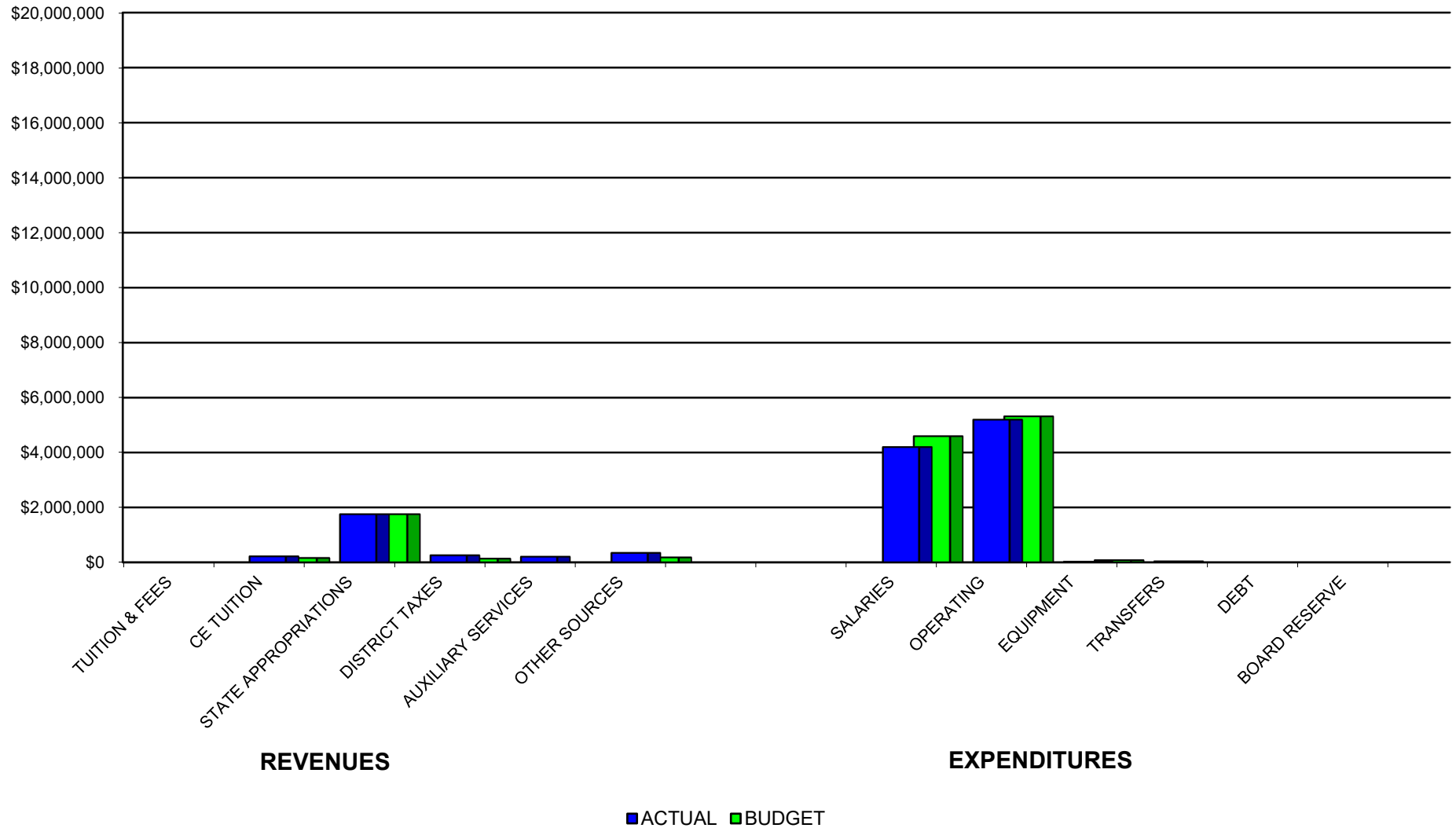


CHART 2



**UNRESTRICTED FUNDS
ACTUAL VS. BUDGET
MONTH ONLY
OCTOBER 31, 2024**





**STATEMENT OF CURRENT FUNDS REVENUES,
EXPENDITURES, AND OTHER CHANGES IN FUND BALANCE**
October 31, 2024
FY 2025

| | LAST YEAR UNAUDITED | LAST YEAR AT 10/31/2023 | OVER/ (UNDER) | CURRENT TOTAL | CURRENT UNRESTRICTED | CURRENT RESTRICTED | 2025 BUDGET | CURRENT % OF BUDGET | LAST YEAR % ACTUAL |
|-------------------------------------|---------------------------|-------------------------------|------------------|--------------------|-------------------------|-----------------------|--------------------|---------------------------|--------------------------|
| REVENUES BY SOURCE | | | | | | | | | |
| TUITION AND FEES | 40,715,457 | 19,185,404 | 45,975 | 19,231,379 | 19,231,379 | - | 40,335,514 | 47.7% | 47.1% |
| WAIVERS AND EXEMPTIONS | (2,727,586) | (992,606) | (199,845) | (1,192,451) | (1,192,451) | - | (2,241,375) | 53.2% | 36.4% |
| R2T4 SCHOOL PORTION | (248,287) | (217,658) | 126,809 | (90,849) | (90,849) | - | (320,000) | 28.4% | 87.7% |
| FAST EXEMPTIONS | - | - | (360,525) | (360,525) | (360,525) | - | - | - | - |
| STATE FUNDS | 26,914,716 | 4,481,062 | (30,353) | 4,450,709 | 3,504,427 | 946,282 | 25,355,246 | 17.6% | 16.6% |
| DISTRICT TAXES | 37,211,864 | 223,652 | 161,372 | 385,024 | 385,024 | - | 39,771,363 | 1.0% | 0.6% |
| FEDERAL GRANTS | 26,300,558 | 12,046,483 | 2,737,001 | 14,783,484 | 16,449 | 14,767,035 | 24,234,541 | 61.0% | 45.8% |
| STATE GRANTS | 3,117,207 | 355,860 | 123 | 355,983 | - | 355,983 | 2,273,728 | 15.7% | 11.4% |
| PRIVATE GIFTS | 693,157 | 72,129 | 38,530 | 110,659 | - | 110,659 | 100,000 | 0.0% | 10.4% |
| AUXILIARY SERVICES | 9,319,754 | 4,833,916 | 174,394 | 5,008,310 | 5,008,310 | - | 9,693,250 | 51.7% | 51.9% |
| OTHER SOURCES | 2,591,294 | 305,838 | 159,418 | 465,256 | 465,256 | - | 2,782,413 | 16.7% | 11.8% |
| TRANSFERS FROM OTHER FUNDS | 1,475,144 | - | - | - | - | - | 2,582,273 | 0.0% | 0.0% |
| TOTAL | 145,363,278 | 40,294,080 | 2,852,899 | 43,146,979 | 26,967,020 | 16,179,959 | 144,566,953 | 29.8% | 27.7% |
| EXPENDITURES BY FUNCTION | | | | | | | | | |
| INSTRUCTION | 38,354,291 | 6,567,602 | 147,521 | 6,715,123 | 6,011,477 | 703,646 | 40,984,521 | 16.4% | 17.1% |
| PUBLIC SERVICE | 560,398 | 117,216 | (13,628) | 103,588 | 1,417 | 102,171 | 687,952 | 15.1% | 20.9% |
| ACADEMIC SUPPORT | 5,274,508 | 924,558 | 22,599 | 947,157 | 876,454 | 70,703 | 6,159,158 | 15.4% | 17.5% |
| STUDENT SERVICES | 11,390,487 | 1,736,375 | (68,845) | 1,667,530 | 1,343,133 | 324,397 | 10,474,160 | 15.9% | 15.2% |
| INSTITUTIONAL SUPPORT | 20,227,440 | 3,078,895 | 126,081 | 3,204,976 | 3,055,266 | 149,710 | 24,194,324 | 13.2% | 15.2% |
| PHYSICAL PLANT | 8,816,164 | 2,838,169 | 368,156 | 3,206,325 | 3,206,325 | - | 12,342,423 | 26.0% | 32.2% |
| SCHOLARSHIPS | 24,808,729 | 12,274,338 | 2,770,590 | 15,044,928 | - | 15,044,928 | 23,300,155 | 64.6% | 49.5% |
| AUXILIARY SERVICES | 10,939,396 | 3,081,343 | 421,324 | 3,502,667 | 3,502,043 | 624 | 11,584,152 | 30.2% | 28.2% |
| TRANSFERS-DEBT SERVICE | 13,779,602 | - | - | - | - | - | 13,707,108 | 0.0% | 0.0% |
| TRANSFERS-OTHER | 2,110,773 | 1,267,730 | 24,347 | 1,292,077 | 1,292,077 | - | 733,000 | 176.3% | 60.1% |
| TRANSFERS TO RESERVES | - | - | - | - | - | - | 400,000 | 0.0% | - |
| TOTAL | 136,261,788 | 31,886,226 | 3,798,145 | 35,684,371 | 19,288,192 | 16,396,179 | 144,566,953 | 24.7% | 23.4% |
| NET INCREASE IN FUND BALANCE | 9,101,490 | 8,407,854 | (945,246) | 7,462,608 | 7,678,828 | (216,220) | - | | |



TYLER JUNIOR COLLEGE
REPORT OF INVESTMENT TRANSACTIONS TO THE BOARD OF TRUSTEES
October 31, 2024

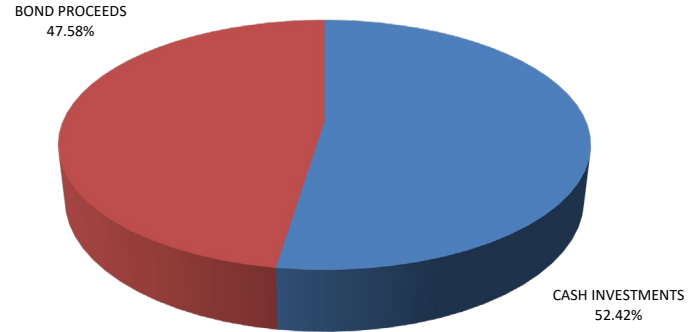
| CASH & SHORT TERM INVESTMENTS | INVESTMENT | YIELD | MARKET | DEPOSITS | INTEREST | WITHDRAWALS | MARKET |
|---|------------|--------|----------------------|----------------------|-------------------|------------------------|----------------------|
| | TYPE | | VALUE | | | | YTD |
| | | | 9/1/2024 | | | | 10/31/24 |
| CASH IN CHECKING ACCOUNTS | CASH | varies | \$ 6,468,469 | \$ - | \$ - | \$ - | \$ 5,351,867 |
| PETTY CASH | CASH | varies | \$ 3,650 | \$ - | \$ - | \$ - | \$ 3,650 |
| BOARD OF EDUCATION-MAIN | TEXPOOL | 4.69% | \$ 1,394,015 | \$ 7,204,300 | \$ 29,147 | \$ - | \$ 8,627,462 |
| SOUTHSIDE INVESTMENT ACCOUNT | MONEY MKT | 4.52% | \$ 3,385,919 | \$ 17,491,816 | \$ 27,523 | \$ (19,135,594) | \$ 1,769,664 |
| CITIZENS 1ST INVESTMENT ACCOUNT | CASH | 1.00% | \$ 417,663 | \$ - | \$ - | \$ 2,455 | \$ 420,118 |
| CITIZENS 1ST MONEY MARKET ACCOUNT | MONEY MKT | 5.05% | \$ 4,726,008 | \$ - | \$ 40,825 | \$ - | \$ 4,766,833 |
| SOUTHSIDE DEBT RESERVE FUND SERIES 2013 | MONEY MKT | 5.14% | \$ 484,663 | \$ - | \$ 4,191 | \$ - | \$ 488,854 |
| SOUTHSIDE DEBT MTN SERIES 2023 | MONEY MKT | 4.83% | \$ 4,693,403 | \$ - | \$ 38,222 | \$ - | \$ 4,731,625 |
| SOUTHSIDE CD MTN SERIES 2023 | CD | 5.30% | \$ 2,000,000 | \$ - | \$ - | \$ - | \$ 2,000,000 |
| SOUTHSIDE CD MTN SERIES 2023 | CD/LT | 5.20% | \$ 10,395,457 | \$ - | \$ - | \$ - | \$ 10,395,457 |
| SERIES 2014 DEBT RESERVE FUND | TEXPOOL | 4.69% | \$ 1,079,996 | \$ - | \$ 9,109 | \$ - | \$ 1,089,106 |
| SERIES 2015 DEBT RESERVE FUND | CASH | 5.14% | \$ 296,583 | \$ - | \$ 2,565 | \$ - | \$ 299,148 |
| TOTAL SHORT TERM FUNDS | | | \$ 35,345,827 | \$ 24,696,116 | \$ 151,583 | \$ (19,133,140) | \$ 39,943,784 |
| TOTAL INVESTMENTS ALL FUNDS | | | \$ 35,345,827 | \$ 24,696,116 | \$ 151,583 | \$ (19,133,140) | \$ 39,943,784 |

| COMPARATIVE DATA | 11/15/2024 |
|----------------------------------|--------------|
| BARCLAYS AGGREGATE | 4.85% |
| 10 YEAR U.S. TREASURY BOND | 4.46% |
| 5 YEAR U.S. TREASURY BOND | 4.32% |
| SOUTHSIDE BANK PREMIER CHECKING | 0.60% |
| TEXPOOL | 4.69% |
| CERTIFICATES OF DEPOSIT (90 DAY) | 3.00% |
| 90 DAY U.S. TREASURY BILL | 4.51% |

THIS INVESTMENT REPORT IS SUBMITTED BY:

DR. JUAN E. MEJIA, PRESIDENT

SARAH E. VAN CLEEF, VP for FINANCIAL & ADMINISTRATIVE AFFAIRS, CFO



PORTFOLIO ALLOCATION

